

Cannabis

CSE : **CGOC** GROWTH OPPORTUNITY CORPORATION

Public Portfolio Update

APR/ 2019

INCEPTION: January 26, 2018

Share Price: C\$ 2.02

Warrant Price: C\$0.225

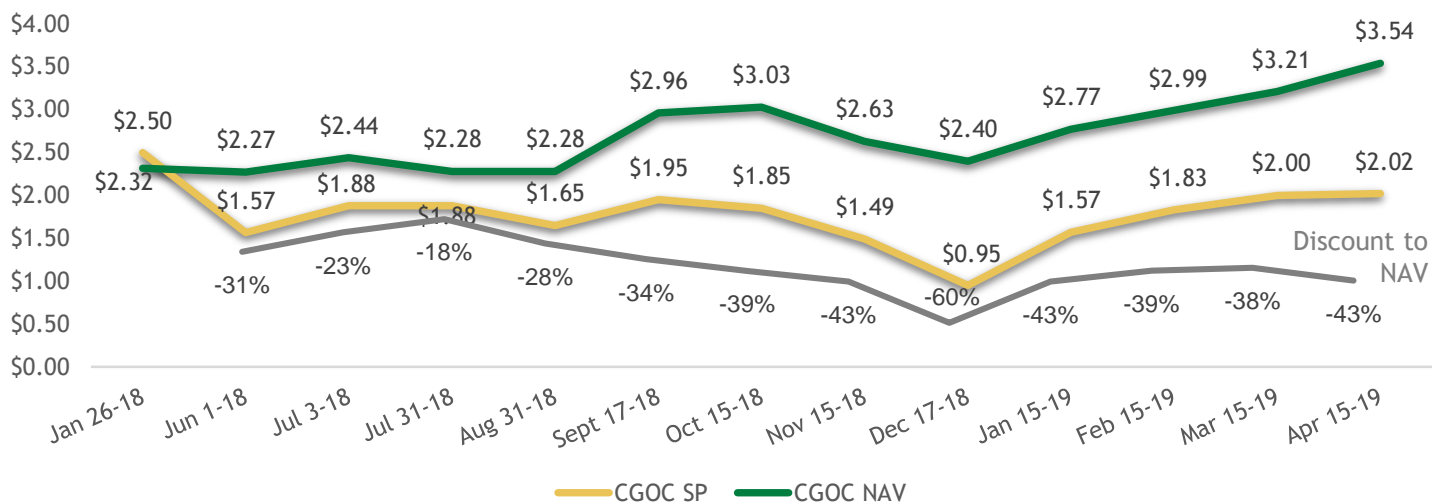
NET ASSET VALUE: C\$3.54
(as at Apr. 15, 2019)

Cannabis Growth Opportunity Corporation's ("CGOC"), is an investment corporation that offers unique global exposure to the emerging global cannabis sector. CGOC's main objective is to provide shareholders long-term total return through its actively managed portfolio of securities, both public and private, operating in, or that derive a portion of their revenue or earnings from products or services related to the cannabis industry.

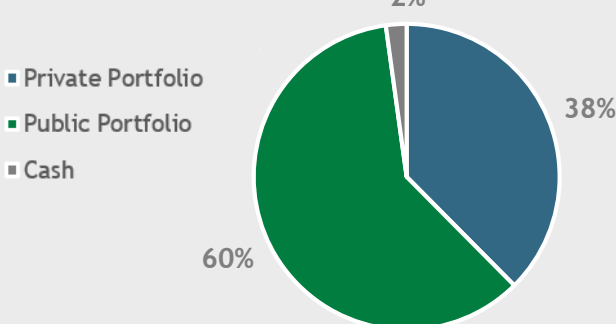
Since inception (January 26, 2018), the Net Asset Value ("NAV") of the total portfolio has increased by 53% (see press release dated April 17, 2019).

HIGHLIGHTS

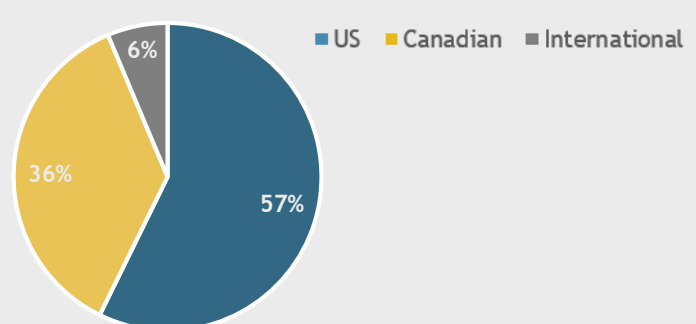
- Share price increase of 10% over the previous month closing at \$2.02 on April 15, 2019
- Discount to NAV of 43% – closing the discount gap remains a focus
- Several of the private portfolio investments have near-term catalyst events that will positively impact the NAV going forward



Portfolio Breakdown



Geographic Breakdown of Public Portfolio



Value for NAV is a non-IFRS (international financial reporting standards) measure and was calculated based on the estimated carrying value of CGOC's private investments used to calculate the monthly NAV. The term does not have any standardized meaning according to IFRS and therefore may not be comparable to similar measures presented by other companies. Management believes that the Value for NAV as provided can provide useful information to its shareholders in understanding the performance of the portfolio.

TOP 10 PUBLIC HOLDINGS *(at cost, in alphabetical order)*

PUBLIC PORTFOLIO	LISTING & SYMBOL	WEIGHTING (at cost)
C21 Investments Inc	CSE: CXXI	4.06%
Cannex Capital Holdings Inc.	CSE: CNNX	4.49%
GR Companies Inc.	<i>In the process of going public</i>	5.43%
ICC International Cannabis Corporation	CSE: WRLD.U	5.00%
Indiva Limited	TSX-V: NDVA	6.74%
Indus Holding Company	<i>In the process of going public</i>	5.33%
LPF Investment Corp.	<i>In the process of going public</i>	3.73%
RavenQuest BioMed Inc.	CSE: RQB	3.20%
Vireo Health Inc.	CSE: VREO	8.00%
VIVO Cannabis	TSX-V: VIVO	4.78%

THE CGOC ADVANTAGE



ACTIVELY MANAGED INVESTMENTS

Combined investment and cannabis experience to actively manage investments in public cannabis companies that have exhibited strong growth and demonstrate great potential for profitability.



EARLY MOVER ADVANTAGE

Exposure to investment opportunities in the high growth, multifaceted global cannabis industry before large institutional investors.



PRICING POWER

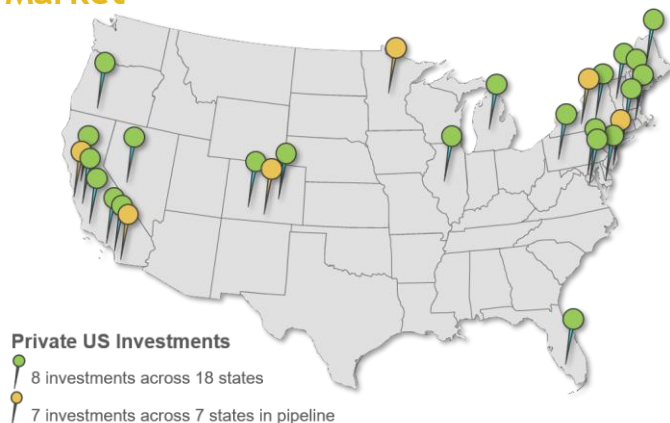
Established relationships facilitate directly sourced deals with issuers, customize structures and negotiate favorable terms on behalf of the Corporation.



PRE-IPO DEAL FLOW

Access to meaningful deal flow.

Your Gateway to the US Cannabis Market



CGOC Network Advantage

Creating value that results in proprietary deal flow

